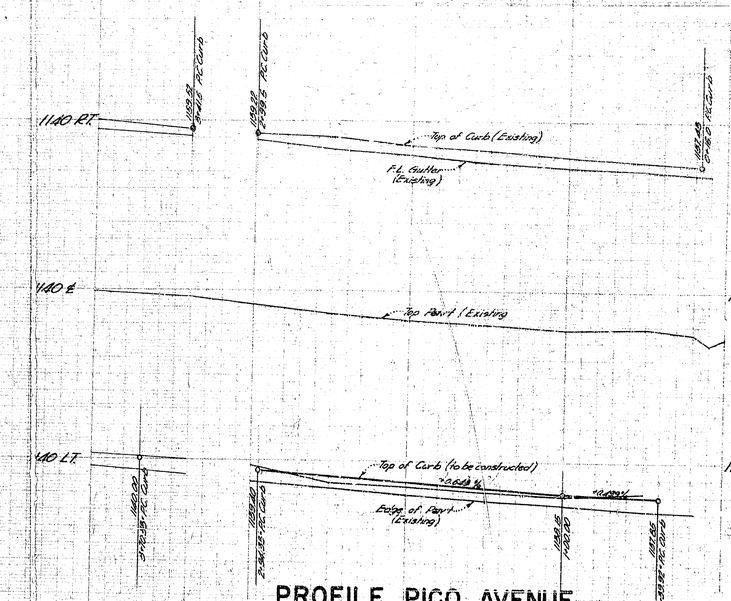

PROFILE PICO AVENUE

Scale - Horizontal = 1"=40'
Vertical = 1"=4'

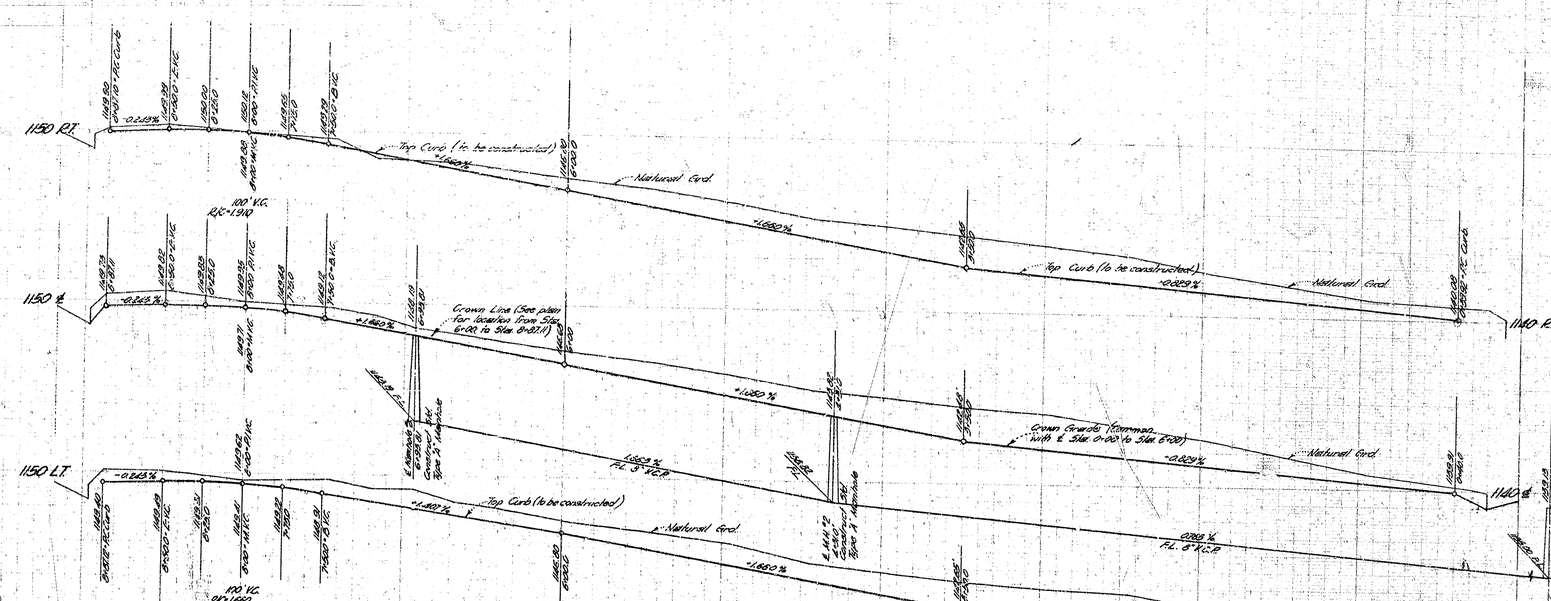

PROFILE OLIVE STREET

Scale - Horizontal = 1"=40'
Vertical = 1"=4'

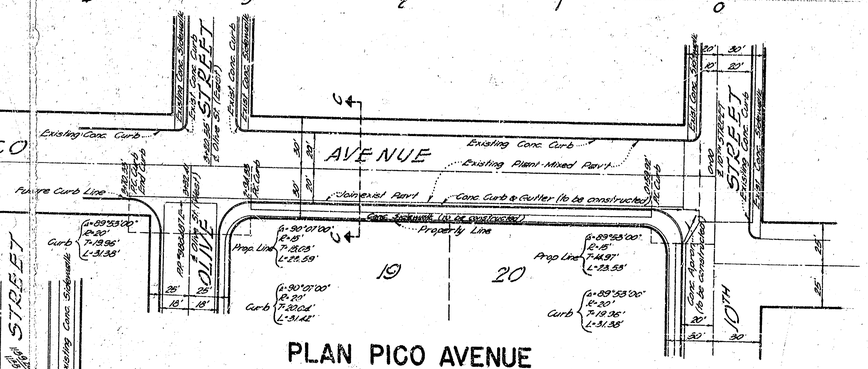

PLAN PICO AVENUE

Scale - 1"=20'

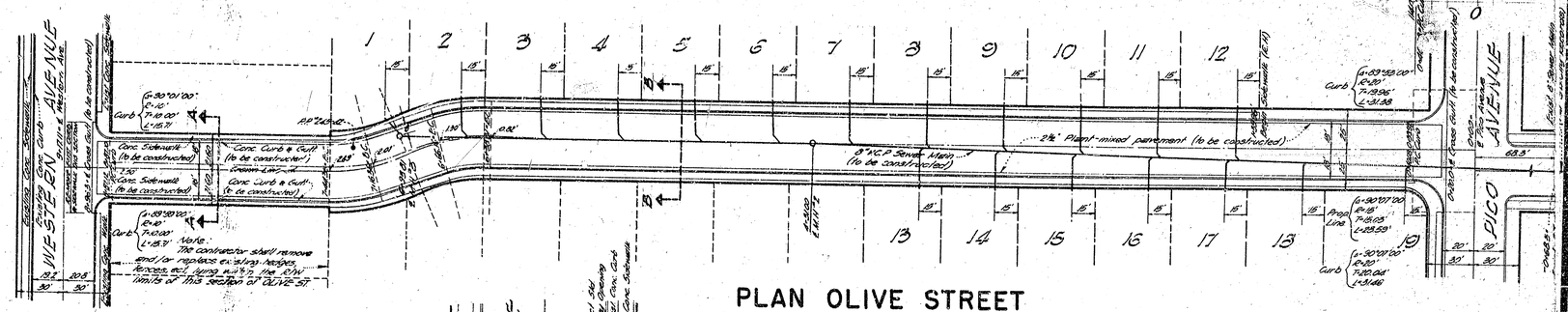

PLAN OLIVE STREET

Scale - 1"=20'

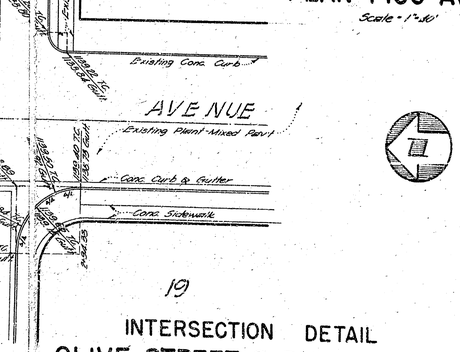

INTERSECTION DETAIL
OLIVE STREET & PICO AVENUE

Scale - 1"=20'

NOTES:

1. All construction shall be in conformity with City of San Bernardino, State of California, Specifications No. 2271, Standard Specifications for the Design and Construction of Improvements in Public Streets, Alleys, Ways, and in New Subdivisions.
2. The Contractor shall acquaint himself with the location of all utility installations and other improvements within the contract area and take the necessary precautions required to avoid damage to such utilities and other improvements.
3. Prior to construction the Contractor shall uncover the end of the existing sewer mains to which this installation is to be joined and verify their locations and elevations. After such verification the gradients of sewer lines "A" and "B" between the existing Flush Tanks and Manholes #1 & 2 may be adjusted so as to provide an approved connection. The balance of the construction shall be completed as shown hereon.

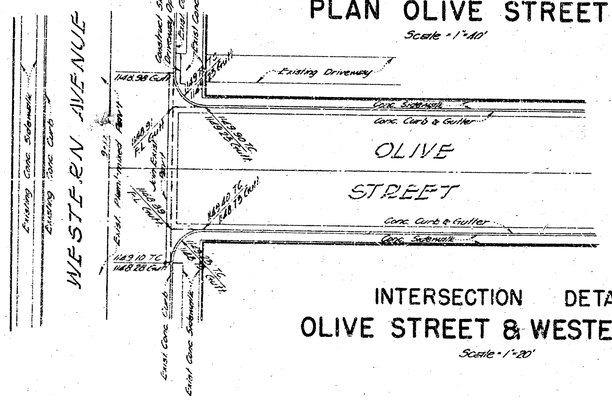

INTERSECTION DETAIL
OLIVE STREET & WESTERN AVENUE

Scale - 1"=20'

REGISTERED CIVIL ENGINEER NO. 3102

DEPARTMENT OF ENGINEERING
CITY OF SAN BERNARDINO

TRACT NO. 4508
IMPROVEMENT PLAN & PROFILES

SUBMITTED BY ARTHUR J. SULLIVAN AND ASSOCIATES		REFERENCE	SHEETS OF
DATE Dec. 8, 54		PLAN NO. 2A1 2A15	2276
	CITY ENGINEER	CHECKED BY	SHEET 1
REGISTERED CIVIL ENGINEER NO. 7065			2 SHS.

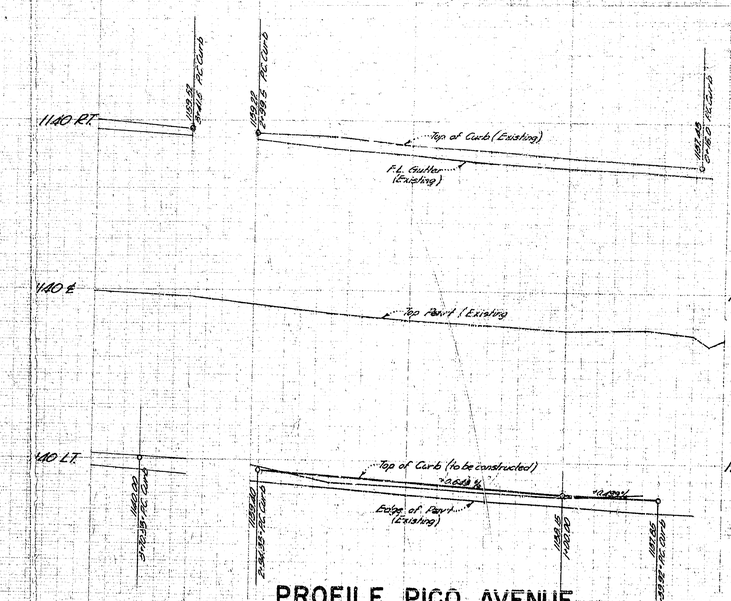

PROFILE PICO AVENUE

Scale - Horizontal = 1"=40'
Vertical = 1"=4'

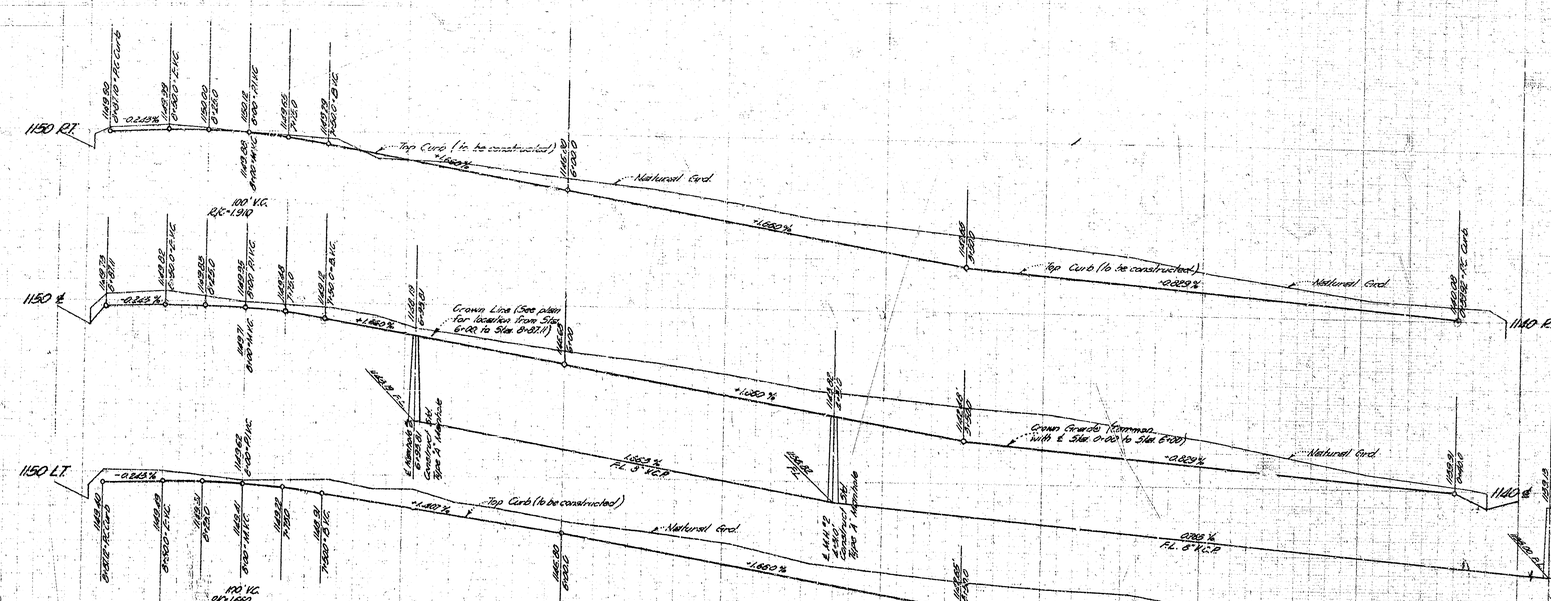

PROFILE OLIVE STREET

Scale - Horizontal = 1"=40'
Vertical = 1"=4'

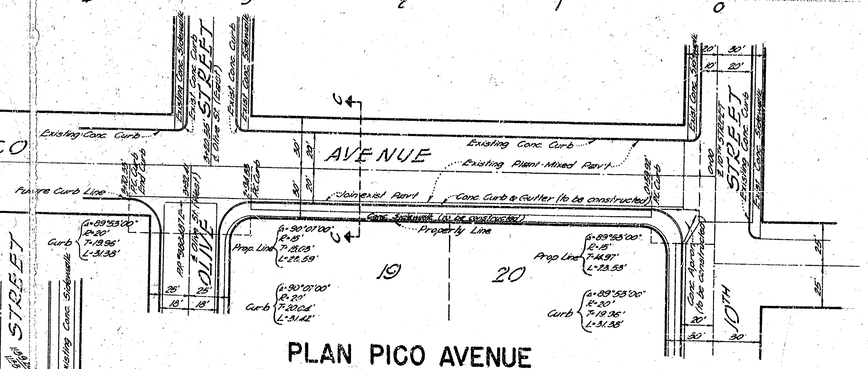

PLAN PICO AVENUE

Scale - 1"=20'

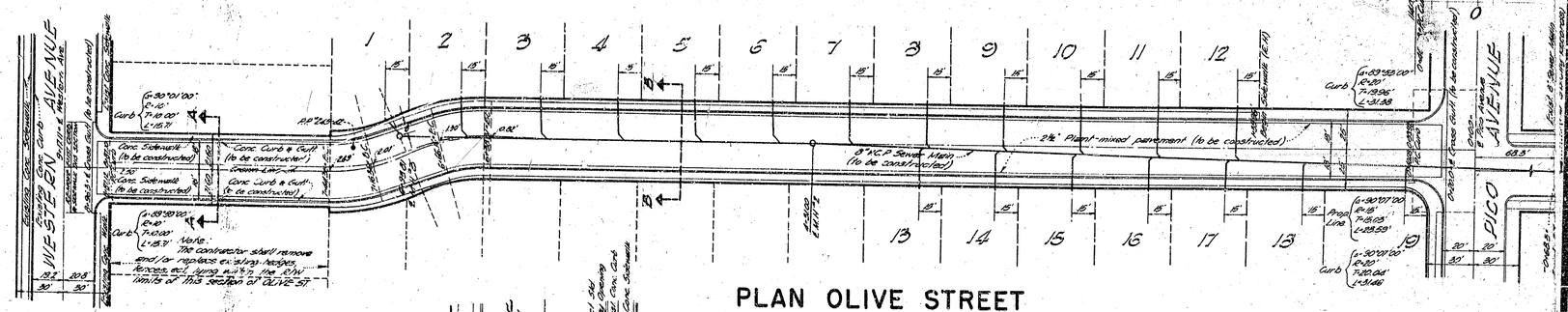

PLAN OLIVE STREET

Scale - 1"=20'

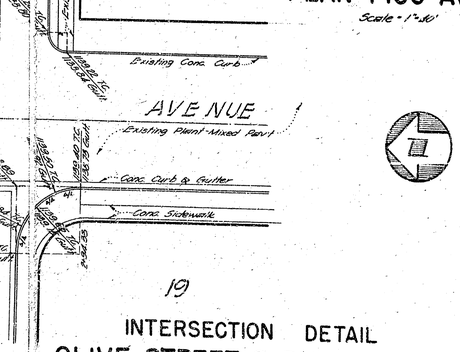

INTERSECTION DETAIL
OLIVE STREET & PICO AVENUE

Scale - 1"=20'

NOTES:

1. All construction shall be in conformity with City of San Bernardino, State of California, Specifications No. 2271, Standard Specifications for the Design and Construction of Improvements in Public Streets, Alleys, Ways, and in New Subdivisions.
2. The Contractor shall acquaint himself with the location of all utility installations and other improvements within the contract area and take the necessary precautions required to avoid damage to such utilities and other improvements.
3. Prior to construction the Contractor shall uncover the end of the existing sewer mains to which this installation is to be joined and verify their locations and elevations. After such verification the gradients of sewer lines "A" and "B" between the existing Flush Tanks and Manholes #1 & 2 may be adjusted so as to provide an approved connection. The balance of the construction shall be completed as shown hereon.

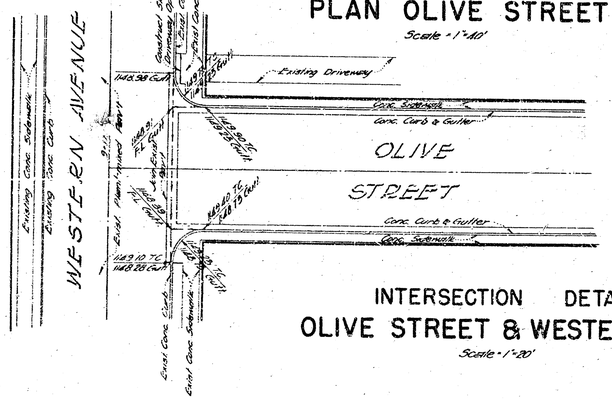

INTERSECTION DETAIL
OLIVE STREET & WESTERN AVENUE

Scale - 1"=20'

REGISTERED CIVIL ENGINEER NO. 3102

DEPARTMENT OF ENGINEERING
CITY OF SAN BERNARDINO

TRACT NO. 4508
IMPROVEMENT PLAN & PROFILES

SUBMITTED BY ARTHUR J. SULLIVAN AND ASSOCIATES		REFERENCE	SHEETS OF
DATE Dec. 8, 54		PLAN NO. 2A1 2A15	2276
	CITY ENGINEER	CHECKED BY	SHEET 1
REGISTERED CIVIL ENGINEER NO. 7065			2 SHS.